

Application


Howard Hendricks suggests these nine questions. You will not answer all of them in every passage.



- Is there an example for me to follow?
- Is there a sin to avoid?
- Is there a promise to claim?
- Is there a prayer to repeat?
- Is there a command to obey?
- Is there a condition to meet?
- Is there a verse to memorize?
- Is there an error to mark?
- Is there a challenge to face?

Rachel Schmoyer
ReadtheHardParts.com


find simple truth in complex parts of Scripture

rachelschmoyerwrites@gmail.com

 @Read the Hard Parts

  @schmoyer_rachel

Study the Bible with the OIA Method



OIA

Whenever there is a passage in the Bible that is hard for me to understand, I use the OIA Bible study method to find out what it means.

OIA stands for Observation, Interpretation, Application.

These steps are not original to me. I first learned about them by reading *Living by the Book* by Professor Howard Hendricks. Kay Arthur, a popular Inductive Bible Study teacher, also uses this basic method.

I recommend that you have a notebook handy to write down your findings for each of these steps. Next, pick any Bible passage that you want to study and go through each of these steps.

Observation

Observation is listing out the facts of the passage. Although this step is very basic, do it anyway!

Ask questions like this when observing the passage:

- Who is writing or speaking?
- Who were the original recipients of this message?
- When was this passage written?
- What is happening in the passage?
- Are there any repeated words in the passage? What are they?
- How do the author or the recipients feel?
- Where are the events taking place?
- Are there any contrasts made in the passage?
- What literary style is this passage?

Interpretation

In this step, you find out what the passage means for the first original audience or recipients of the message.

Compare the passage to the surrounding passages in the Bible. Do they expand on a similar idea?

Cross-reference other Scripture passages to find what else God has to say about the ideas in the passage.

Consult trusted resources to find out what others say about the passage. Try GotQuestions.org or preceptaustin.org.

Consider the culture of the time period. Is there an action or a word spoken in the passage that doesn't make sense to us today, but made sense in the Bible time culture?
